



A Comparison of Supermassive Black Hole Mass of NGC 4151 Using Different Methods

Ismaeel A. Al-Baidhany¹, Sami Salman Chiad¹, Mahmood M. Kareem^{2*}, Wasmaa A. Jabbar¹, Tahseen H. Mubarak³, Nadir Fadhil Habubi¹, Ehssan S. Hassan⁴, Mohamed Odda Dawood⁴, Oday Mazin Abdulmunem⁴

¹Department of Physics, College of Education, Mustansiriyah University, Baghdad, Iraq

²Department of Physics, College of Education, University of Garmian, Kalar, Kurdistan Region, Iraq

³Department of Physics, College of Science, University of Diyala, Diyala, Iraq

⁴Department of Physics, College of Science, Mustansiriyah University, Baghdad, Iraq

Received 27 July 2019; revised 27 September 2019;
accepted 02 October 2019; available online 01 November 2019

[doi:10.24271/psr.06](https://doi.org/10.24271/psr.06)

ABSTRACT

We found a new value of supermassive black hole (SMBH) mass in the middle of type 1 Seyfert, NGC 4151 galaxy. In this Study, the image of NGC 4151 galaxy was deprojected to face-on, using spiral galaxy of face-on, and applied IRAF to calculate the ellipticity and position angle of major-axis. A two-dimensional (2D) Fast Fourier Transform (FFT) applied to the deprojected image to calculate the spiral arm of NGC 4151 galaxy, and, in that way, find a central mass AGN 4151 galaxy. We compared our results of the mass of SMBH in the center of NGC 4151 galaxy with the mass of SMBH calculated using different methods ((direct method: stellar dynamics, gas dynamics, reverberation mapping), and indirect method: $M_{BH}-\sigma^*$, $M_{BH}-V_{rot}$, $M_{BH}-n$, $M_{BH}-L_{bulge}$, and $M_{BH}-P$ correlations). We concluded that the results of mass for these methods are in agreement with the estimated ones, i.e. using direct methods.

© 2020 Production by the University of Garmian. This is an open access article under the LICENSE

<https://creativecommons.org/licenses/by-nc/4.0/>

Keywords: SMBH mass–pitch angle - luminosity of the bulge – bulge velocity dispersion - rotational velocity

1. Introduction

Supermassive black holes (SMBHs) are existed at the middle of the galaxies [1, 2]. In addition, their masses are as thousands to billions as the solar masses [3, 4, 5, 6]. Astrophysics studies have found that there are tight relationships locally for the SMBHs and the components of their hosts [6, 7]. Astrophysicists found that the energy released by increasing BH play great role in shaping the characteristic of the host galaxy [8, 9]. Most bulges of galaxies contain a central SBH that mass relates with dispersion velocity (σ^*) ($M_{BH}-\sigma^*$); [2, 10, 11] with luminosity (L_{bul}) ($M_{BH}-L_{Bulge}$) [1, 3, 12, 13, 14]; with circular or rotation velocity [15], with index of the Sersic [16,17], with pitch angle (P) [18]. In this work, we have selected only AGN 4151 galaxy with trusted M_{BH} estimates (stellar or gas dynamics and masers). These are estimates of SMBH masses using different relations (indirect methods).

2. Measurement of SMBHs using 2.1 $M_{BH}-\sigma^*$ and $M_{BH}-P$ relations

There are varieties of methods for measuring SMBH masses. In this work, we have selected NGC 4151 galaxy, and two types of relationships for mass measurements. First, we used the relationship for SMBH mass (M_{BH}) and dispersion velocity (σ^*) ($M_{BH}-\sigma^*$) [2, 10], then we used the relationship for SMBH (M_{BH}) and pitch angle (P) [18, 20].

2.2 Measurement SMBHs using ($M_{BH}-\sigma^*$) relation

The $M_{BH}-\sigma^*$ relationship assists to understand the theory of formation for black hole in the center of galaxy and the dispersion velocity [15, 21]. The $M_{BH}-\sigma^*$ relationship is one of the best methods applied to measure SMBH mass [12]. This technique connects masses of black hole and dispersion velocity [2, 10], because BH masses in spirals galaxies do not have higher masses, the $M_{BH}-\sigma^*$ correlation used to exactly measure SMBH [22, 23]. SMBH masses of classical bulges and pseudo bulges relate with the velocity dispersion (σ^*) using the following correlation [11]:
$$M_{BH}(\sigma^*) = 10^{8.13 \pm 0.06} (\sigma^*/200 \text{ km s}^{-1})^{4.02 \pm 0.32} \quad (1)$$

* Corresponding author

E-mail address: mahmood.mohammed@garmian.edu.krd (Instructor).

Peer-reviewed under the responsibility of the University of Garmian.

Using NGC 4151 spiral galaxy observed at Spitzer of 3.6 μ m along with the $M_{\text{BH}}-\sigma^*$ correlation, the mass of SMBH was measured.

2.3 The Measurement SMBH using pitch angle

There is an important technique to measure mass of SMBH in spiral galaxy using the correlation for SMBH at the center of spiral galaxy with the spiral arm (P) [18, 20]. SMBH masses are correlated by a good relation with Pitch angle. In addition, a relationship between spiral arm (P) and shear of rotation curve (S) was proved [24, 25].

Most of previous studies showed the descriptive logarithmic spiral in polar coordinates [26, 27, 28, 29, 30, 31]. This is a specific type of the curve of spiral that shows the characterization of the spiral arm of the galaxy:

$$r = r_0 e^{\theta \tan(\phi)} \quad (2)$$

Where: r : radius, θ : central angle, r_0 is initial value at $\theta = 0$, and spiral arm angles are between (-90 and 90).

Pitch angles spiral arm estimated using a decomposition of 2-dimension (2DFFT) for logarithmic spiral of NGC 4151 galaxy, with inclination angle was 33°. Each component of amplitude of Fourier is given by [31]:

$$A(m, p) = \frac{\sum_{i=1}^m \sum_j I_{ij} (\ln r, \theta) \exp[-i(m\theta + p * \ln r)]}{\sum_{i=1}^m \sum_j I_{ij} (\ln r, \theta)} \quad (3)$$

Where:

r, θ represented the polar coordinates,

$I(\ln r, \theta)$: the intensity at coordinates $(\ln r, \theta)$,

m : the arms number,

p : the related with the spiral arm (P) by $P = -(m/p_{\text{max}})$.

IRAF applied to measure the ellipticity value and angle of the position in order to deproject the images of NGC 4151 galaxy to fully face-on. Using ELLIPSE to derive inclination angle (α) [32, 33], which is defined by:

$$\alpha = \cos^{-1}(b/a) \quad (4)$$

Where: the value 0° is (face-on galaxy) and 90° is (edge-on galaxy).

Assuming logarithmic spirals, the spiral arm were calculated by applying the relationship between masses of SMBH and (P) [18]. The $M_{\text{BH}} - P$ correlation is fit using a model of the double-power-law:

$$M_{\text{BH}} = 2^{(\beta-\gamma/\alpha)} M_{\text{BHb}} (P_b / P)^\gamma [1 + (P/P_b)^\alpha]^{(\gamma-\beta/\alpha)} \quad (5)$$

The SMBH mass was estimated with values of parameters provided by: $\beta = 126.1$, $\gamma = 2.92$, $P_b = 40.8^\circ$, $\alpha = 23.5$, and $M_{\text{BHb}} = 1.72 \times 10^4 M_\odot$ [18].

2.4 Measurement of the bulge luminosity (L_{bulge})

The bulge luminosity measurement is based on a 2D decomposition (bulge - bar - disk) for image (AGN 14151 galaxy) of model Laurikainen 2005. The luminosity of bulge is measured of NGC 4151 galaxy by using the two-dimensional multicomponent decomposition technique. In this technique, a function was applied on the disc:

$$I_d(r) = I_{\text{od}} \exp[-(r/h_r)] \quad (6)$$

Where I_{od} is the center density of the disc, h_r is the radial of disc scale length, and r is disc radius. Below is the description of the bulge using a Sersic function:

$$I_b(r_b) = I_{\text{ob}} \exp[-(r_b/h_b)^\beta] \quad (7)$$

Where I_{ob} is the center of surface density in the (bulge), h_b is the bulge scale parameter, and $\beta=1/n$ with n = index of sérsic parameter. The half-light radius (effective radius), r_e , of the bulge using converting h_b ,

$$r_e = (b_n)^n h_b \quad (8)$$

Where the value of b_n is $\Gamma(2n) = 2\gamma(2n, b_n)$. Γ and γ are the complete and functions of incomplete gamma, respectively. We use: $b_n \approx 2.17n_b - 0.355$; [35], and n_b is the Sersic index of bulge. The bar of spiral galaxy is measured using a Sersic function:

$$I_{\text{bar}}(r_{\text{bar}}) = I_{\text{obar}} (1 - (r_{\text{bar}}/a_{\text{bar}})^2)^{n_{\text{bar}}+0.5}, \quad r_{\text{bar}} < a_{\text{bar}} \\ = 0, \quad r_{\text{bar}} > a_{\text{bar}} \quad (9)$$

Where I_{obar} is the center of surface brightness of the bar, a_{bar} is the bar major axis, and n_{bar} is the exponent of the bar model [34].

Using SExtractor, other sources were masked out [33, 34, 36]. To transfer units of surface brightness to mag arcsec⁻², using the following formula:

$$\mu_{3.6\mu\text{m}} = -2.5 \times \log_{10} \left[\frac{S_{3.6\mu\text{m}} \times 2.35 \times 10^{-5}}{Z_{P_{3.6\mu\text{m}}}} \right] \quad (10)$$

The resultant 3.6 μ m magnitude of AGN 4151 is listed in Table (1) Absolute 3.6 μ m magnitudes were calculated using the standard relation:

$$M_{3.6\mu\text{m}} = m_{3.5\mu\text{m}} - 5 \log d + 5, \quad (11)$$

Where (d) is the luminosity distance in parsecs. The luminosity of the bulge was estimated using this relation:

$$\log(L_{3.6\mu\text{m}}/L_\odot) = 0.4(-M_{3.6\mu\text{m}} + 3.24) \quad (12)$$

Thus, SMBH of AGN 4151 galaxy estimated using the relation between SMBH masses (M_{BH}) and bulge luminosity [38]:

$$\log M_{\text{BH}}/M_\odot = (8.19 \pm 0.06) + (0.93 \pm 0.10) \times [\log(L_{3.6\mu\text{bul}}/L_{3.6\odot}) - 11] \quad (13)$$

2.5 The maximum velocity of rotation and SMBH Mass

The maximum velocity of rotation is found from the HI 21-cm line width, and was taken from the astronomical literature and datacenters (HyperLeda). This rotation velocity has been corrected for inclination determined from the apparent flattening of spiral galaxies. The inclination of NGC 4151 galaxy has been estimated using the axis ratio $\alpha = \arcsin(b/a)$ [39][40][41], the rotational velocity of the gas (which represents the maximum rotational velocity, expressed in km/s.).

SMBH mass are measured by applying the correlation between SMBH and V_{rot} discover by Bases et al. (2004) [42]. The $M_{BH} - V_{rot}$ relation is fit by Bases et al.:

$$\log(M_{BH}/M_{\odot}) = (4.21 \pm 0.60) \log(V/V_0) + (7.24 \pm 0.17) \quad (14)$$

Where $V_0 = 200 \text{ km s}^{-1}$

2.6 Sersic index and SMBH mass

The Sersic index was measured using IRAF routine Ellipse [33]. Graham et al. (2007) discovered a strong relationship between Sersic index and supermassive black hole mass. The form of this relationship is:

$$\log(M_{bh}/M_{\odot}) = (7.98 \pm 0.09) + (3.70 \pm 0.46) \log(n/3) - (3.10 \pm 0.84) [\log(n/3)]^2 \quad (15)$$

The Sersic index is measured by applying the bar - bulge - disk decompositions of image of galactic bulge of AGN 4151 galaxy. Thus, the relationship between SMBH and Sersic index (n) is discovered by Graham et al. (2007) provides an estimate of SMBH masses [16].

3. Results and Discussion

In Table (1), the results are presented. Equations (1), (2), (3), (4), and (5) were used to measure the SMBH, which are in Col. (9). By the $M_{BH} - \sigma_*$, $M_{BH} - P$, $M_{BH} - L_{bulge}$, $M_{BH} - V$, and $M_{BH} - n$ relations, equations (1), (2), (3), (4) and (5) were used to measure the SMBH masses from the dispersion velocity (σ_*), spiral arm pitch angle (P), bulge luminosity (L_{bulge}), rotation velocity (V_{rot}), and Sérsic index (n), which are listed in Col. (9). In addition, SMBH masses listed in col. (9) were taken from the literature, which were measured using reverberation mapping (RM), stellar/gas dynamics (S/G) techniques.

The SMBH mass estimates were determined using the direct methods (RM and S/G) and indirect methods $M_{BH} - \sigma_*$, $M_{BH} - P$, $M_{BH} - L_{bulge}$, and $M_{BH} - n$ relations are moderately consistent, within 1σ of each other.

Fig. 1 explains surface brightness profiles of the NGC 4151 galaxy are separated for each part in the model. Two kind of brightness profile are explained. From Fig. 1, the model obtained is a good representation to study the galactic components, especially, bulge luminosity component, that were used to calculate SMBH mass using Equations (3).

Indeed, the $M_{BH} - L_{3.6\mu m}$ relation is the tightest correlation that we used to find the SMBH mass of AGN 4151 galaxy; its result is often consistent with the results of direct methods like

reverberation mapping [43] and stellar and gas dynamics [44]. The results are shown in Fig. 2, the results are deduced using the $M_{BH} - L_{bul}$, $M_{BH} - n$, $M_{BH} - V_{rot}$ and $M_{BH} - \sigma_*$ relationships, RM, and S/G respectively.

The results we have reached to are analyzed and compared using $M_{BH} - P$ relation [18] in Fig.2 to provide a consistent comparison with results of above relations in terms of the SMBH masses. As described below, the results of six techniques provide consistent results for the $M_{BH} - P$ relation. The results are shown in Fig. 2, where we present the results ($\log M_{BH}/M_{\odot} = 7.529 \pm 0.38$, 7.923 ± 0.52 , 7.696 ± 0.47 , 5.501 ± 0.35 , 7.64 ± 0.11 , and 7.66 ± 0.05) using the $M_{BH} - L_{bul}$, $M_{BH} - n$, $M_{BH} - \sigma_*$, $M_{BH} - V_{rot}$, relations, RM and S/G methods respectively.

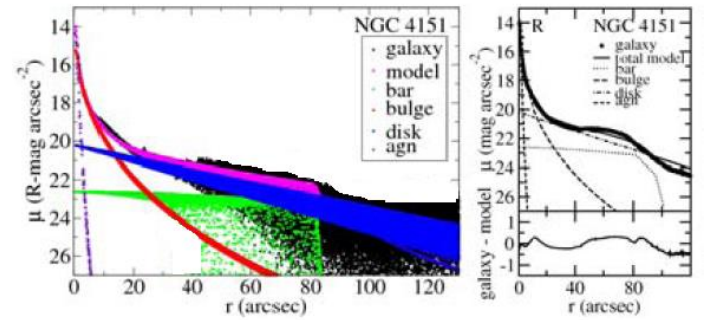


Figure 1: illustrate the results of decomposition of image for NGC 4151 galaxy.

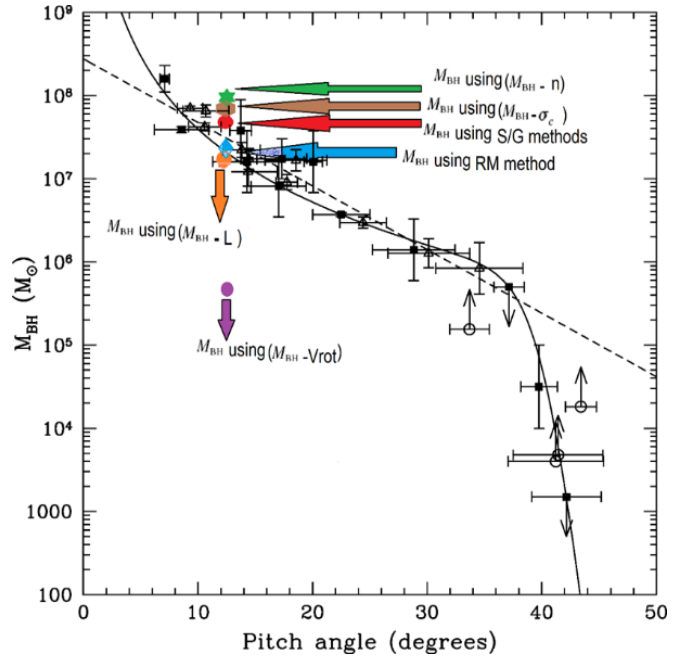


Figure 2 :we compare supermassive black hole mass measurements from Seigar (2008) to the measurements from this study. Supermassive black hole masses in this study are taken using different methods.

From Fig.2, the results, point out that the M_{BH} mass using $M_{BH} - V_{rot}$ relation is outliers and significantly below the linear regression of $M_{BH} - P$ relation.

The results of six methods provide consistent results for the $M_{BH} - \sigma_*$ relation [11]. The results are shown in Fig. 3, where we present the results of ($\log M_{BH}/M_{\odot} = 7.529 \pm 0.38$, 7.923 ± 0.52 , 7.49 ± 0.24 ,

5.501 ± 0.35 , 7.64 ± 0.11 , and 7.49 ± 0.24) using the $M_{\text{BH}}-L_{\text{bul}}$, $M_{\text{BH}}-n$, $M_{\text{BH}}-P$, $M_{\text{BH}}-V_{\text{rot}}$ relations, RM and S/G methods respectively.

From Fig. 3, we found that the M_{BH} mass using $M_{\text{BH}}-V_{\text{rot}}$ relation is outliers and significantly below the linear regression of $M_{\text{BH}}-\sigma_*$ relation.

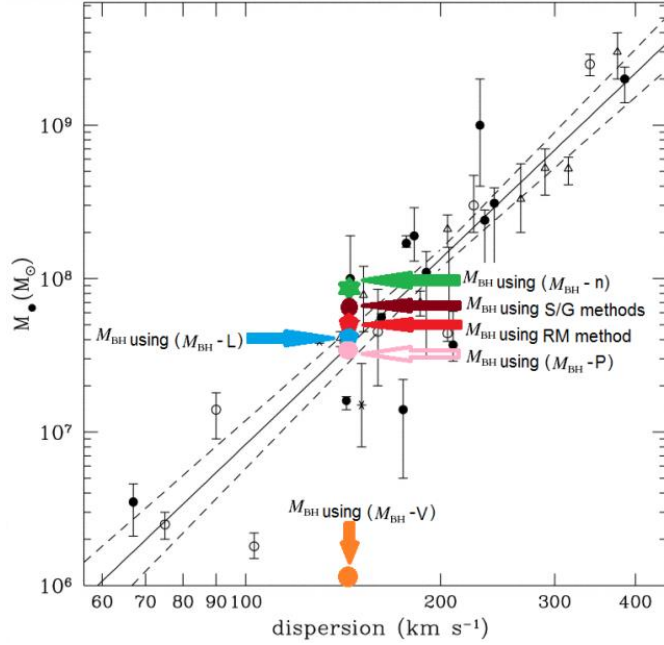


Figure 3: A comparison of supermassive black hole mass measurements from Tremaine et al. (2002) [11] to the measurements from this study. Supermassive black hole masses in this study are taken using different methods.

These results using different techniques provide consistent results for the $M_{\text{BH}}-P$ relation. The results are shown in Fig. 4, where we present the results ($\log M_{\text{BH}}/M_{\odot} = .49 \pm 0.24$, 7.923 ± 0.52 , 7.696 ± 0.47 , 5.501 ± 0.35 , 7.64 ± 0.11 , and 7.66 ± 0.05) using the $M_{\text{BH}}-P$, $M_{\text{BH}}-n$, $M_{\text{BH}}-\sigma_*$, $M_{\text{BH}}-V_{\text{rot}}$ relations, RM and S/G methods respectively.

Fig. 4, the results of the M_{BH} mass using $M_{\text{BH}}-V_{\text{rot}}$ relation is outliers and significantly below the linear regression of $M_{\text{BH}}-L_{3.6\mu\text{m}}$ relation.

This result (M_{BH} using $M_{\text{BH}}-V_{\text{rot}}$) confirms the non-existence of a relation for SMBH and the dark matter halos which is represented by the rotation velocity (V_{rot}).

As mentioned above, the results shown in this figures 2, 3, and 4 confirm the results presented by Kormendy (2011), indicating that found the Supermassive black holes do not relate with dark matter halos of galaxy [45].

Not surprisingly, the rotation velocity is not intimately related to SMBH mass, although some researchers argued that a relation for M_{BH} and V_{rot} must be reflected in an $M_{\text{BH}} - V_{\text{rot}}$ relation, where V_{rot} is the rotation velocity [15].

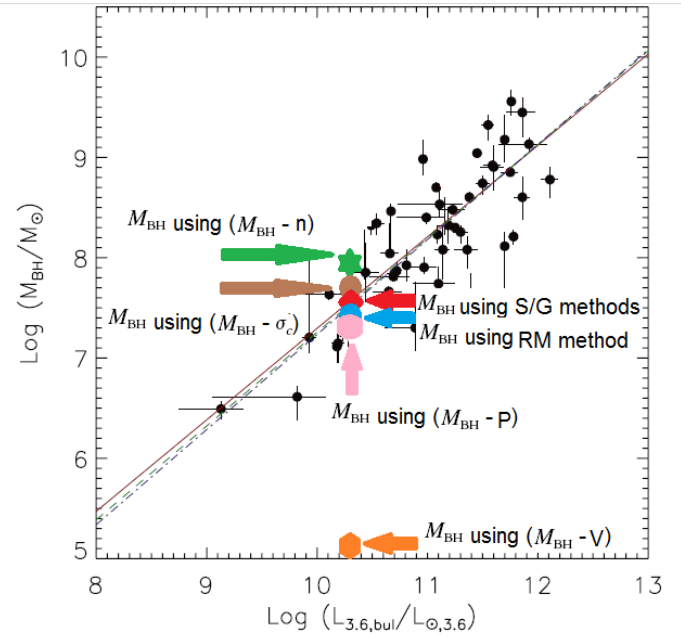


Figure 4: Illustrate a comparison between BH mass measurements from Sani (2011) [38] and the measurements from this study. The BH masses in this study are taken using different methods.

Table 1: Columns are as follow: (1) distance in Mpc [38]; (2) dispersion velocity in km s⁻¹ [38]; (3) spiral arm pitch angle; (4) rotation velocity in km s⁻¹ taken from HyperLeda catalogue; (5) Sérsic index; (6) 3.6μm magnitude; (7) 3.6μm Absolute magnitude; (8)

Dist. (1) (Mpc)	σ_* (2) Km s ⁻¹	P (3) (degree)	V_{rot} (4) Km s ⁻¹	n (5)	$m_{3.6\mu\text{m}}$ (6)	$M_{3.6\mu\text{m}}$ (7)	log $L_{3.6\mu\text{m}, \odot}$ (8)	log M_{BH}/M_{\odot} (9)	Method (10)
								7.64 ± 0.11 [43]	RM
								7.66 ± 0.05 [44]	S/G
		12.4 ± 1.3						7.49 ± 0.24	$M_{\text{BH}}-P$
20					9.02 ± 0.04	22.42 ± 0.03	10.29 ± 0.02	7.529 ± 0.38	$M_{\text{BH}}-L_{3.6\mu\text{m}}$
	156 ± 8							7.696 ± 0.47	$M_{\text{BH}}-\sigma_*$
			77.3 ± 1.7					5.501 ± 0.35	$M_{\text{BH}}-V_{\text{rot}}$
				3.2				7.923 ± 0.52	$M_{\text{BH}}-n$

4. Conclusion

The SMBH mass estimates are determined using direct methods (RM and S/G) and indirect methods $M_{\text{BH}} - \sigma^*$, $M_{\text{BH}} - P$, $M_{\text{BH}} - L_{\text{bulge}}$, $M_{\text{BH}} - V$, and $M_{\text{BH}} - n$ relations are moderately consistent, within 1σ of each other.

Our results of AGN 4151 using indirect methods are consistent with the result of direct methods (RM and S/G), except the result of M_{BH} is obtained by using the M-V is significantly below the linear regression of $M_{\text{BH}} - P$ relation on the diagram of $M_{\text{BH}} - P$. This is consistent with the agreement between SMBH masses (using RM, S/G) and those determined from using ($M_{\text{BH}} - \sigma^*$, $M_{\text{BH}} - n$, $M_{\text{BH}} - L_{\text{bulge}}$, and $M_{\text{BH}} - P$) that we found in our study. This means that the M_{BH} masses for five methods and the $M_{\text{BH}} - P$, are fairly consistent with each other.

Conflict of interest

None.

References

- Magorrian, J., Tremaine, S., Richstone, D., Bender, R., Bower, G., Dressler, A., Faber, S. M., Gebhardt, K., Green, R., Grillmair, C., Kormendy, J., Lauer, T., The Demography of Massive Dark Objects in Galaxy Centers, 1998, AJ, 115, 2285.
- Ferrarese, L. & Merritt, D., A Fundamental Relation between Supermassive Black Holes and Their Host Galaxies, ApJ, 2000, 539, L9.
- Kormendy, J., & Richstone, D., Inward bound: the search for supermassive black holes in galaxy nuclei, ARA&A, 1995, 33, 581.
- Richstone, D., Ajhar E. A., Bender, R., Bower, G., Dressler, A., Faber, S. M., Filippenko, A. V., Gebhardt, K., Green, R., Ho, L. C., Kormendy, J., Lauer, T., Magorrian, J., Tremaine, S., Supermassive Black Holes and the Evolution of Galaxies. Nature, 1998, 395, A14.
- Kormendy, J., & Gebhardt, K., Supermassive black holes in galactic nuclei, in AIP Conf. Proc. 586, RELATIVISTIC ASTROPHYSICS: 20th Texas Symposium, 2001.
- Gebhardt, K., Rich R. M. and Ho L. C., An Intermediate – Mass Black Hole in the Globular Cluster G1, ApJ, 2005, 634, 1093.
- Al-Baidhany, I., Rashid, H. G., Chiad, S. S., Habubi, N. F., Jandow, N. N., Jabbar, W. A., Abass, k. H., Novel Relationship among Spiral Arm Pitch Angles (p) and momentum parameter of the host spiral galaxies, IOP Conf. Series: Journal of Physics: 2018, Conf. Series 1003, 012107.
- Benson, A. J., & Bower, R., Breaking the hierarchy of galaxy formation, MNRAS, 2010, 405, 1573-1623.
- Graham A. W., Onken C. A., Athanassoula E., and Combes F, An expanded $M_{\text{BH}} - \sigma$ diagram, and a new calibration of active galactic nuclei masses, 2011, 412 (4): 2211-2228.
- Gebhardt K. et al., A Relationship between Nuclear Black Hole Mass and Galaxy Velocity Dispersion, ApJ, 2000b, 539, L13.
- Tremaine, S., et al., The Slope of Black Hole Mass versus Velocity Dispersion Correlation, ApJ, 2002, 574, 740.
- Marconi, A., & Hunt, L. K., The Relation between Black Hole Mass, Bulge Mass, and Near-Infrared Luminosity, ApJ, 2003, 589, L21.
- Haring, N., & Rix, H. W., On the Black Hole Mass-Bulge Mass Relation, 2004, ApJ, 604, L89.
- Gültekin, K., Kayhan Gultekin, Douglas O. Richstone1, Karl Gebhardt, Tod R. Lauer, Jason Pinkney, M. C. Aller, Ralf Bender, Alan Dressler, S. M. Faber, Alexei V. Filippenko, Richard Green, Luis C. Ho, John Kormendy, and Christos Siopis, A Quintet of Black Hole Mass Determinations, ApJ, 2009, 695, 1577.
- Ferrarese L., Observational evidence for a connection between SMBHs and dark matter haloes, ApJ, 2002b, 578, 90.
- Graham A. & S. P. Driver, A log-quadratic relation for predicting supermassive black hole masses from the host bulge Sérsic index, ApJ, 2007, 655, 77.
- Graham, A. W., Erwin, P., Caon, N., & Trujillo, I., A Correlation between Galaxy Light Concentration and Supermassive Black Hole Mass, ApJ, 2001, 563, L11.
- Seigar, M. S., Kennefick, D., Kennefick, J., & Lacy, C. H. S., Discovery of a Relationship between Spiral Arm Morphology and Supermassive Black Hole Mass in Disk Galaxies, ApJ, 2008, 678, L93.
- Bentz et al, A Reverberation-based Mass for the Central Black Hole in NGC 4151, 2006, arXiv:astro-ph/0607085,.
- Berrier JOEL C. et al., Future evidence for a supermassive black hole mass – pitch angle relation, ApJ, 2013, 769, 132.
- Hu J., The black hole mass–bulge mass correlation: bulges versus pseudo-bulges, 2009, ArXiv:0908.2028.
- Barth, A. J., Greene, J. E., and Ho, L. C., X-Ray Properties of Intermediate–Mass Black Holes in Active Galaxies III Spectral Energy Distribution and Possible Evidence for Intrinsically X-Ray –Weak Active Galactic Nuclei, 2005, ApJL, 619, L151–154.
- Greene J. E., Ho L. C., The $M_{\text{BH}} - \sigma^*$ Relation in Local Active Galaxies, 2006, ApJ 641, L21.
- Seigar, M. S., Block, D. L., Puerari, I., & Chorney, N. E., Dust-penetrated arm classes: insights from rising and falling rotation curves, MNRAS, 2005, 59, 1065,
- Seigar, M. S., Bullock, J. S., Barth, A. J., & Ho, L. C., Constraining Dark Matter Halo Profiles and Galaxy Formation Models Using Spiral Arm Morphology. I. Method Outline, ApJ, 2006a, 645, 1012.
- Kennicutt, Jr., R. C., The shapes of spiral arms along the Hubble equence, AJ, 1981, 86, 1847.
- Elmegreen, B. G., Elmegreen, D. M., and Hirst, A. C., A Constant Bar Fraction out to Redshift $z \sim 1$ in the Advanced Camera for Surveys Field of the Tadpole Galaxy, ApJ, 2004, 612, 191.
- Seigar, M. S., & James, P. A., The structure of spiral galaxies - I. Near-infrared properties of bulges, discs and bars, MNRAS, 1998a, 299, 672.
- Seigar, M. S., & James, P. A. The structure of spiral galaxies - II. Near-infrared properties of spiral arms, MNRAS, 1998b, 299, 685.
- Seigar, M. S., Ho, L. C., & Barth, A. J. Constraining Dark Matter Halo Profiles and Galaxy Formation Models Using Spiral Arm Morphology. I. Method Outline, Bulletin of the AAS, 2006b, 38, 1190.
- Vallée, J. P., Metastudy of the Spiral Structure of Our Home Galaxy, ApJ, 2002, 566:261-266.
- Saraiva Schröder, M. F., Pastoriza, M. G., Kepler, S. O., & Puerari, I., The distribution of light in the spiral galaxy NGC 7412, A&AS, 1994, 108, 41.
- Hubble, E. P., Extragalactic nebulae, ApJ, 1926, 64, 321.
- Jedrzejewski, R. I., CCD surface photometry of elliptical galaxies. I - Observations, reduction and results, MNRAS, 1987, 226, 747.
- Laurikainen, E., Salo, H., & Buta, R., Multicomponent decompositions for a sample of SO galaxies, MNRAS, 2005, 362, 1319.
- David B. Fisher, and Drory, N., Bulges of Nearby Galaxies with Spitzer: Scaling Relations in Pseudobulges and Classical Bulges, ApJ, 2010, 716, 942-969.
- Bertin E., Arnouts S., SExtractor: Software for source extraction, A&AS, 1996, 117, 393.
- William T. Reach, S. T. Megeath, Martin Cohen, J. Hora, Sean Carey, Jason Surace, S. P. Willner, P. Barmby, Gillian Wilson, William Glaccum, Patrick Lowrance, Massimo Marengo, and Giovanni G. Fazio, Absolute Calibration of the Infrared Array Camera on the Spitzer Space Telescope, PASP, 2005, 117:978–990.
- Sani E., Marconi A, Hunt L. K., Risaliti G., The Spitzer/IRAC view of black hole-bulge scaling relations, MNRAS; 2011, 413: 1479-94.
- Davis, B. L., Berrier, J. C., Shields, D. W., Kennefick, J., Kennefick, D., Seigar, M. S., Lacy, C. H. S., & Puerari, I., Measurement of Galactic Logarithmic Spiral Arm Pitch Angle Using Two-Dimensional Fast Fourier Transform Decomposition, ApJS, 2012, 199, 33.
- Al-Baidhany, I., The Fourth Scientific - The First International Conference, A New Relation between Spiral Arm Pitch Angles (p) and the Host Bulge Mass, special volume, April, 2017.
- Faten Shaqur Zain Albedeen, Nidhal Nissan Jandow, Ismaeel A. Al-Baidhany, Sami Salman Chiad, Nadir Fadhil Habubi, Wasmaa Abdulsattar Jabbar, A comparison between direct and indirect SMBH Masses measurement methods, Third Women scientific conference, special volume, Dec., 2016.
- Baes, M ; Dejonghe, H ; Buyle, P ; Ferrarese, L ; Gentile, G, Observational evidence for a connection between SMBHs and dark matter haloes, Proceedings IAU Symposium, 2004, No. 222.
- Onken, C. A., Valluri, M., Peterson, B. M., The Black Hole Mass of NGC 4151: Comparison of Reverberation Mapping and Stellar Dynamical Measurements, ApJ, 2007, 670, 105.
- Hicks, E. K. S., & Malkan, M. A. Circumnuclear Gas in Seyfert 1 Galaxies: Morphology, Kinematics, and Direct Measurement of Black Hole Masses, ApJS, 2008, 174, 31.